

**DROP FORGED TURNBUCKLE, EYE & EYE**

Material: carbon steel

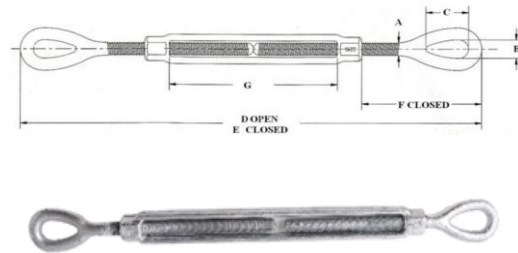
Technology: drop forged

Finish: hot dip galvanized

Design factor: 5:1

Marking: size, "L" "R"

Size: 1/4x4" to 2x24"



| SIZE<br>(Inches) | Approx.<br>Weight<br>(lbs) | Dimensions<br>(Inches) |      |      |       |       |       |       | WLL<br>(lbs) |
|------------------|----------------------------|------------------------|------|------|-------|-------|-------|-------|--------------|
|                  |                            | A                      | B    | C    | D     | E     | F     | G     |              |
| 1/4X4"           | 0.29                       | 0.25                   | 0.34 | 0.81 | 12.18 | 8.18  | 1.60  | 4.07  | 500          |
| 5/16X4-1/2"      | 0.48                       | 0.31                   | 0.44 | 0.95 | 14.12 | 9.62  | 1.99  | 4.58  | 800          |
| 3/8X6"           | 0.75                       | 0.38                   | 0.53 | 1.13 | 17.50 | 11.50 | 2.24  | 6.10  | 1200         |
| 1/2X6"           | 1.72                       | 0.50                   | 0.71 | 1.41 | 20.14 | 14.14 | 3.22  | 6.03  | 2200         |
| 1/2X9"           | 2.21                       | 0.50                   | 0.71 | 1.41 | 26.43 | 17.43 | 3.22  | 9.36  | 2200         |
| 1/2X12"          | 2.63                       | 0.50                   | 0.71 | 1.41 | 32.43 | 20.43 | 3.22  | 12.36 | 2200         |
| 5/8X6"           | 2.75                       | 0.63                   | 0.88 | 1.80 | 21.82 | 15.82 | 3.92  | 6.03  | 3500         |
| 5/8X9"           | 3.49                       | 0.63                   | 0.88 | 1.80 | 28.16 | 19.16 | 3.92  | 9.39  | 3500         |
| 5/8X12"          | 4.12                       | 0.63                   | 0.88 | 1.80 | 34.16 | 22.16 | 3.92  | 12.39 | 3500         |
| 3/4X6"           | 4.22                       | 0.75                   | 1.00 | 2.09 | 23.68 | 17.68 | 4.69  | 6.13  | 5200         |
| 3/4X9"           | 5.27                       | 0.75                   | 1.00 | 2.09 | 30.08 | 21.08 | 4.69  | 9.59  | 5200         |
| 3/4X12"          | 6.12                       | 0.75                   | 1.00 | 2.09 | 36.08 | 24.08 | 4.69  | 12.59 | 5200         |
| 3/4X18"          | 7.83                       | 0.75                   | 1.00 | 2.09 | 48.08 | 30.08 | 4.69  | 18.53 | 5200         |
| 7/8X12"          | 8.83                       | 0.88                   | 1.25 | 2.38 | 37.62 | 25.62 | 5.29  | 12.16 | 7200         |
| 7/8X18"          | 11.51                      | 0.88                   | 1.25 | 2.38 | 50.09 | 32.09 | 5.29  | 18.63 | 7200         |
| 1X6"             | 9.62                       | 1.00                   | 1.43 | 3.00 | 27.18 | 21.18 | 5.94  | 6.18  | 10000        |
| 1X12"            | 12.96                      | 1.00                   | 1.43 | 3.00 | 39.18 | 27.18 | 5.94  | 12.18 | 10000        |
| 1X18"            | 16.31                      | 1.00                   | 1.43 | 3.00 | 51.18 | 33.18 | 5.94  | 18.18 | 10000        |
| 1X24"            | 20.15                      | 1.00                   | 1.43 | 3.00 | 63.78 | 39.78 | 5.94  | 24.84 | 10000        |
| 1-1/4X12"        | 19.86                      | 1.25                   | 1.82 | 3.59 | 43.58 | 31.58 | 7.81  | 12.06 | 15200        |
| 1-1/4X18"        | 23.82                      | 1.25                   | 1.82 | 3.59 | 55.58 | 37.58 | 7.81  | 18.06 | 15200        |
| 1-1/4X24"        | 27.77                      | 1.25                   | 1.82 | 3.59 | 68.14 | 44.14 | 7.81  | 24.62 | 15200        |
| 1-1/2X12"        | 28.61                      | 1.50                   | 2.12 | 4.09 | 45.68 | 33.68 | 8.62  | 12.32 | 21400        |
| 1-1/2X18"        | 34.00                      | 1.50                   | 2.12 | 4.09 | 57.68 | 39.68 | 8.62  | 18.32 | 21400        |
| 1-1/2X24"        | 39.50                      | 1.50                   | 2.12 | 4.09 | 70.30 | 46.30 | 8.62  | 24.94 | 21400        |
| 1-3/4X18"        | 50.70                      | 1.75                   | 2.38 | 4.65 | 59.16 | 41.16 | 9.03  | 18.37 | 28000        |
| 1-3/4X24"        | 58.20                      | 1.75                   | 2.38 | 4.65 | 71.16 | 47.16 | 9.03  | 24.37 | 28000        |
| 2X24"            | 83.60                      | 2.00                   | 2.69 | 5.81 | 76.72 | 52.72 | 12.00 | 24.48 | 37000        |

**DROP FORGED TURNBUCKLE, HOOK & HOOK**

Material: carbon steel

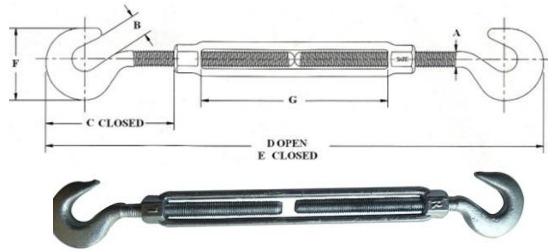
Technology: drop forged

Finish: hot dip galvanized

Design factor: 5:1

Marking: size, "L" "R"

Size: 1/4x4" to 1x12"



| SIZE<br>(Inches) | Approx.<br>Weight<br>(lbs) | Dimensions<br>(Inches) |      |      |       |       |      |       | WLL<br>(lbs) |
|------------------|----------------------------|------------------------|------|------|-------|-------|------|-------|--------------|
|                  |                            | A                      | B    | C    | D     | E     | F    | G     |              |
| 1/4X4"           | 0.33                       | 0.25                   | 0.44 | 1.51 | 12.18 | 8.18  | 1.27 | 4.07  | 400          |
| 5/16X4-1/2"      | 0.52                       | 0.31                   | 0.50 | 1.79 | 14.12 | 9.62  | 1.50 | 4.58  | 700          |
| 3/8X6"           | 0.83                       | 0.38                   | 0.56 | 2.04 | 17.50 | 11.50 | 1.76 | 6.10  | 1000         |
| 1/2X6"           | 1.88                       | 0.50                   | 0.65 | 3.19 | 20.14 | 14.14 | 2.28 | 6.03  | 1500         |
| 1/2X12"          | 2.77                       | 0.50                   | 0.65 | 3.19 | 32.43 | 20.43 | 2.28 | 12.36 | 1500         |
| 5/8X6"           | 3.21                       | 0.63                   | 0.90 | 3.81 | 21.82 | 15.82 | 2.81 | 6.03  | 2250         |
| 5/8X12"          | 4.58                       | 0.63                   | 0.84 | 3.81 | 34.16 | 22.16 | 2.81 | 12.39 | 2250         |
| 3/4X6"           | 4.20                       | 0.75                   | 0.98 | 4.64 | 23.68 | 17.68 | 3.33 | 6.13  | 3000         |
| 3/4X12"          | 6.92                       | 0.75                   | 0.98 | 4.64 | 36.08 | 24.08 | 3.33 | 12.59 | 3000         |
| 3/4X18"          | 8.65                       | 0.75                   | 0.98 | 4.64 | 48.08 | 30.08 | 3.33 | 18.53 | 3000         |
| 7/8X12"          | 9.85                       | 0.88                   | 1.13 | 5.32 | 37.62 | 25.62 | 3.78 | 12.16 | 4000         |
| 7/8X18"          | 12.51                      | 0.88                   | 1.13 | 5.32 | 50.09 | 32.09 | 3.78 | 18.63 | 4000         |
| 1X6"             | 11.24                      | 1.00                   | 1.25 | 6.00 | 27.18 | 21.18 | 4.25 | 6.18  | 5000         |
| 1X12"            | 14.78                      | 1.00                   | 1.25 | 6.00 | 39.18 | 27.18 | 4.25 | 12.18 | 5000         |

**DROP FORGED TURNBUCKLE, HOOK & EYE**

Material: carbon steel

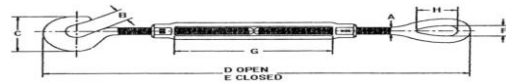
Technology: drop forged

Finish: hot dip galvanized

Design factor: 5:1

Marking: size, "L" "R"

Size: 1/4x4" to 1x12"



| SIZE<br>(Inches) | Approx.<br>Weight<br>(lbs) | Dimensions<br>(Inches) |      |      |       |       |      |      | WLL<br>(lbs) |
|------------------|----------------------------|------------------------|------|------|-------|-------|------|------|--------------|
|                  |                            | A                      | B    | C    | D     | E     | F    | H    |              |
| 1/4X4"           | 0.29                       | 0.25                   | 0.45 | 1.27 | 12.09 | 8.09  | 0.34 | 0.78 | 400          |
| 5/16X4-1/2"      | 0.49                       | 0.31                   | 0.50 | 1.50 | 13.47 | 9.47  | 0.44 | 0.94 | 700          |
| 3/8X6"           | 0.78                       | 0.38                   | 0.56 | 1.77 | 17.94 | 11.94 | 0.53 | 1.12 | 1000         |
| 1/2X6"           | 1.61                       | 0.50                   | 0.66 | 2.28 | 20.67 | 13.67 | 0.72 | 1.42 | 1500         |
| 1/2"X9"          | 1.85                       | 0.50                   | 0.66 | 2.28 | 26.67 | 16.67 | 0.72 | 1.42 | 1500         |
| 1/2X12"          | 2.26                       | 0.50                   | 0.66 | 2.28 | 32.67 | 19.67 | 0.72 | 1.42 | 1500         |
| 5/8X6"           | 2.70                       | 0.63                   | 0.90 | 2.81 | 22.72 | 15.47 | 0.88 | 1.80 | 2250         |
| 5/8X9"           | 3.13                       | 0.63                   | 0.90 | 2.81 | 28.72 | 18.47 | 0.88 | 1.80 | 2250         |
| 5/8X12"          | 3.78                       | 0.63                   | 0.90 | 2.81 | 34.72 | 21.47 | 0.88 | 1.80 | 2250         |
| 3/4X6"           | 3.89                       | 0.75                   | 0.98 | 3.33 | 24.95 | 17.45 | 1.00 | 2.09 | 3000         |
| 3/4X9"           | 4.61                       | 0.75                   | 0.98 | 3.33 | 30.95 | 20.45 | 1.00 | 2.09 | 3000         |
| 3/4X12"          | 5.83                       | 0.75                   | 0.98 | 3.33 | 36.95 | 23.45 | 1.00 | 2.09 | 3000         |
| 3/4X18"          | 6.33                       | 0.75                   | 0.98 | 3.33 | 48.95 | 29.45 | 1.00 | 2.09 | 3000         |
| 7/8X12"          | 8.10                       | 0.88                   | 1.13 | 3.78 | 38.66 | 14.91 | 1.25 | 2.38 | 4000         |
| 7/8X18"          | 9.95                       | 0.88                   | 1.13 | 3.78 | 50.66 | 30.91 | 1.25 | 2.38 | 4000         |
| 1X6"             | 9.33                       | 1.00                   | 1.25 | 4.25 | 29.20 | 21.20 | 1.44 | 3.00 | 5000         |
| 1X12"            | 11.93                      | 1.00                   | 1.25 | 4.25 | 41.20 | 27.20 | 1.44 | 3.00 | 5000         |
| 1X18"            | 14.00                      | 1.00                   | 1.25 | 4.25 | 53.2  | 33.2  | 1.44 | 3.00 | 5000         |
| 1X24"            | 17.25                      | 1.00                   | 1.25 | 4.25 | 65.2  | 39.2  | 1.44 | 3.00 | 5000         |
| 1 1/4"X12"       | 19.00                      | 1.25                   | 1.50 | 5.13 | 44.56 | 30.06 | 1.81 | 3.56 | 6500         |
| 1 1/4"X18"       | 23.00                      | 1.25                   | 1.50 | 5.13 | 56.56 | 36.06 | 1.81 | 3.56 | 6500         |
| 1 1/4"X24"       | 24.00                      | 1.25                   | 1.50 | 5.13 | 68.56 | 42.06 | 1.81 | 3.56 | 6500         |
| 1 1/2"X12"       | 27.50                      | 1.50                   | 1.88 | 5.75 | 47.72 | 32.72 | 2.12 | 4.06 | 7500         |
| 1 1/2"X18"       | 31.00                      | 1.50                   | 1.88 | 5.75 | 59.72 | 38.72 | 2.12 | 4.06 | 7500         |
| 1 1/2"X24"       | 37.50                      | 1.50                   | 1.88 | 5.75 | 71.72 | 44.72 | 2.12 | 4.06 | 7500         |

**DROP FORGED TURNBUCKLE, JAW & JAW**

Material: carbon steel

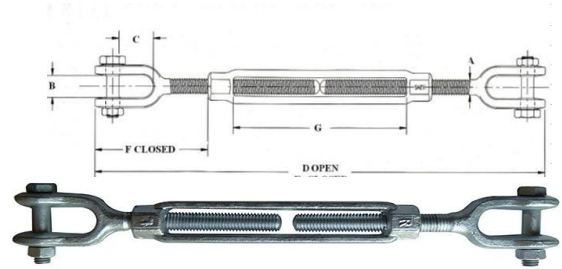
Technology: drop forged

Finish: hot dip galvanized

Design factor: 5:1

Marking: size, "L" "R"

Size: 1/4x4" to 2x24"



| SIZE<br>(Inches) | Approx.<br>Weight<br>(lbs) | Dimensions<br>(Inches) |      |      |       |       |       |       | WLL<br>(lbs) |
|------------------|----------------------------|------------------------|------|------|-------|-------|-------|-------|--------------|
|                  |                            | A                      | B    | C    | D     | E     | F     | G     |              |
| 1/4X4"           | 0.37                       | 0.25                   | 0.45 | 0.64 | 12.18 | 8.18  | 1.66  | 4.07  | 500          |
| 5/16X4-1/2"      | 0.56                       | 0.31                   | 0.50 | 0.87 | 14.12 | 9.62  | 2.02  | 4.58  | 800          |
| 3/8X6"           | 0.85                       | 0.38                   | 0.53 | 0.85 | 17.50 | 11.50 | 2.11  | 6.10  | 1200         |
| 1/2X6"           | 1.82                       | 0.50                   | 0.64 | 1.07 | 20.14 | 14.14 | 3.22  | 6.03  | 2200         |
| 1/2X9"           | 2.29                       | 0.50                   | 0.64 | 1.07 | 26.43 | 17.43 | 3.20  | 9.36  | 2200         |
| 1/2X12"          | 2.71                       | 0.50                   | 0.64 | 1.07 | 32.43 | 20.43 | 3.20  | 12.36 | 2200         |
| 5/8X6"           | 3.21                       | 0.63                   | 0.79 | 1.32 | 21.82 | 15.82 | 3.90  | 6.03  | 3500         |
| 5/8X9"           | 3.95                       | 0.63                   | 0.79 | 1.32 | 28.16 | 19.16 | 3.89  | 9.39  | 3500         |
| 5/8X12"          | 4.58                       | 0.63                   | 0.79 | 1.32 | 34.16 | 22.16 | 3.89  | 12.39 | 3500         |
| 3/4X6"           | 4.80                       | 0.75                   | 0.97 | 1.52 | 23.68 | 17.68 | 4.71  | 6.13  | 5200         |
| 3/4X9"           | 5.85                       | 0.75                   | 0.97 | 1.52 | 30.08 | 21.08 | 4.68  | 9.59  | 5200         |
| 3/4X12"          | 6.72                       | 0.75                   | 0.97 | 1.52 | 36.08 | 24.08 | 4.68  | 12.59 | 5200         |
| 3/4X18"          | 8.45                       | 0.75                   | 0.97 | 1.52 | 48.08 | 30.08 | 4.71  | 18.53 | 5200         |
| 7/8X12"          | 9.37                       | 0.88                   | 1.16 | 1.77 | 37.62 | 25.62 | 5.50  | 12.16 | 7200         |
| 7/8X18"          | 11.80                      | 0.88                   | 1.16 | 1.77 | 50.09 | 32.09 | 5.50  | 18.63 | 7200         |
| 1X6"             | 10.40                      | 1.00                   | 1.34 | 2.05 | 27.18 | 21.18 | 6.09  | 6.18  | 10000        |
| 1X12"            | 13.80                      | 1.00                   | 1.34 | 2.05 | 39.18 | 27.18 | 6.09  | 12.18 | 10000        |
| 1X18"            | 17.10                      | 1.00                   | 1.34 | 2.05 | 51.18 | 33.18 | 6.09  | 18.18 | 10000        |
| 1X24"            | 21.00                      | 1.00                   | 1.34 | 2.05 | 63.78 | 39.78 | 6.06  | 24.84 | 10000        |
| 1-1/4X12"        | 21.90                      | 1.25                   | 1.84 | 2.82 | 43.58 | 31.58 | 8.09  | 12.06 | 15200        |
| 1-1/4X18"        | 25.90                      | 1.25                   | 1.84 | 2.82 | 55.58 | 37.58 | 8.09  | 18.06 | 15200        |
| 1-1/4X24"        | 29.80                      | 1.25                   | 1.84 | 2.82 | 68.14 | 44.14 | 8.09  | 24.62 | 15200        |
| 1-1/2X12"        | 32.60                      | 1.50                   | 2.06 | 2.81 | 45.68 | 33.68 | 8.93  | 12.32 | 21400        |
| 1-1/2X18"        | 38.00                      | 1.50                   | 2.06 | 2.81 | 57.68 | 39.68 | 8.93  | 18.32 | 21400        |
| 1-1/2X24"        | 43.50                      | 1.50                   | 2.06 | 2.81 | 70.30 | 46.30 | 8.93  | 24.94 | 21400        |
| 1-3/4X18"        | 53.50                      | 1.75                   | 2.60 | 3.35 | 59.16 | 41.16 | 9.36  | 18.37 | 28000        |
| 1-3/4X24"        | 61.10                      | 1.75                   | 2.60 | 3.35 | 71.16 | 47.16 | 9.36  | 24.37 | 28000        |
| 2X24"            | 96.30                      | 2.00                   | 2.62 | 3.74 | 76.72 | 52.72 | 11.80 | 24.48 | 37000        |

**DROP FORGED TURNBUCKLE, JAW & EYE**

Material: carbon steel

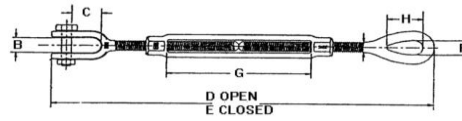
Technology: drop forged

Finish: hot dip galvanized

Design factor: 5:1

Marking: size, "L" "R"

Size: 1/4x4" to 2x24"



| SIZE<br>(Inches) | Approx.<br>Weight<br>(lbs) | Dimensions<br>(Inches) |      |       |       |      |       |      | WLL<br>(lbs) |
|------------------|----------------------------|------------------------|------|-------|-------|------|-------|------|--------------|
|                  |                            | B                      | C    | D     | E     | F    | G     | H    |              |
| 1/4X4"           | 0.33                       | 0.45                   | 0.64 | 12.18 | 8.18  | 0.34 | 4.07  | 0.81 | 500          |
| 5/16X4-1/2"      | 0.52                       | 0.50                   | 0.87 | 14.12 | 9.62  | 0.44 | 4.58  | 0.95 | 800          |
| 3/8X6"           | 0.80                       | 0.53                   | 0.85 | 17.50 | 11.50 | 0.53 | 6.10  | 1.13 | 1200         |
| 1/2X6"           | 1.77                       | 0.64                   | 1.07 | 20.14 | 14.14 | 0.71 | 6.03  | 1.41 | 2200         |
| 1/2X9"           | 2.25                       | 0.64                   | 1.07 | 26.43 | 17.43 | 0.71 | 9.36  | 1.41 | 2200         |
| 1/2X12"          | 2.67                       | 0.64                   | 1.07 | 32.43 | 20.43 | 0.71 | 12.36 | 1.41 | 2200         |
| 5/8X6"           | 2.98                       | 0.79                   | 1.32 | 21.82 | 15.82 | 0.88 | 6.03  | 1.80 | 3500         |
| 5/8X9"           | 3.72                       | 0.79                   | 1.32 | 28.16 | 19.16 | 0.88 | 9.39  | 1.80 | 3500         |
| 5/8X12"          | 4.35                       | 0.79                   | 1.32 | 34.16 | 22.16 | 0.88 | 12.39 | 1.80 | 3500         |
| 3/4X6"           | 4.51                       | 0.97                   | 1.52 | 23.68 | 17.68 | 1.00 | 6.13  | 2.09 | 3500         |
| 3/4X9"           | 5.56                       | 0.97                   | 1.52 | 30.08 | 21.08 | 1.00 | 9.59  | 2.09 | 5200         |
| 3/4X12"          | 6.42                       | 0.97                   | 1.52 | 36.08 | 24.08 | 1.00 | 12.59 | 2.09 | 5200         |
| 3/4X18"          | 8.14                       | 0.97                   | 1.52 | 48.08 | 30.08 | 1.00 | 18.53 | 2.09 | 5200         |
| 7/8X12"          | 9.10                       | 1.16                   | 1.77 | 37.62 | 25.62 | 1.25 | 12.16 | 2.38 | 7200         |
| 7/8X18"          | 11.66                      | 1.16                   | 1.77 | 50.09 | 32.09 | 1.25 | 18.63 | 2.38 | 7200         |
| 1X6"             | 10.01                      | 1.34                   | 2.05 | 27.18 | 21.18 | 1.43 | 6.18  | 3.00 | 10000        |
| 1X12"            | 13.38                      | 1.34                   | 2.05 | 39.18 | 27.18 | 1.43 | 12.18 | 3.00 | 10000        |
| 1X18"            | 16.71                      | 1.34                   | 2.05 | 51.18 | 33.18 | 1.43 | 18.18 | 3.00 | 10000        |
| 1X24"            | 20.58                      | 1.34                   | 2.05 | 63.78 | 39.78 | 1.43 | 24.84 | 3.00 | 10000        |
| 1-1/4X12"        | 20.88                      | 1.84                   | 2.82 | 43.58 | 31.58 | 1.82 | 12.06 | 3.59 | 15200        |
| 1-1/4X18"        | 24.86                      | 1.84                   | 2.82 | 55.58 | 37.58 | 1.82 | 18.06 | 3.59 | 15200        |
| 1-1/4X24"        | 28.79                      | 1.84                   | 2.82 | 68.14 | 44.14 | 1.82 | 24.62 | 3.59 | 15200        |
| 1-1/2X12"        | 30.61                      | 2.06                   | 2.81 | 45.68 | 33.68 | 2.12 | 12.32 | 4.09 | 21400        |
| 1-1/2X18"        | 36.00                      | 2.06                   | 2.81 | 57.68 | 39.68 | 2.12 | 18.32 | 4.09 | 21400        |
| 1-1/2X24"        | 41.50                      | 2.06                   | 2.81 | 70.30 | 46.30 | 2.12 | 24.94 | 4.09 | 21400        |
| 1-3/4X18"        | 52.10                      | 2.60                   | 3.35 | 59.16 | 41.16 | 2.38 | 18.37 | 4.65 | 28000        |
| 1-3/4X24"        | 59.65                      | 2.60                   | 3.35 | 71.16 | 47.16 | 2.38 | 24.37 | 4.65 | 28000        |
| 2X24"            | 89.95                      | 2.62                   | 3.74 | 76.72 | 52.72 | 2.69 | 24.48 | 5.81 | 37000        |

**DROP FORGED TURNBUCKLE BODY**

Material: carbon steel

Technology: drop forged

Finish: hot dip galvanized

Design factor: 5:1

Marking: size, "L" "R"

Size: 1/4x4" to 2x24"



| SIZE<br>(Inches) | Approx.<br>Weight<br>(lbs) | Dimensions<br>(Inches) |       |      |      |      |      |      |      | WLL<br>(lbs) |
|------------------|----------------------------|------------------------|-------|------|------|------|------|------|------|--------------|
|                  |                            | A                      | B     | C    | D    | E    | G    | H    | J    |              |
| 1/4X4"           | 0.15                       | 4.87                   | 4.07  | 0.40 | 0.72 | 0.34 | 0.50 | 0.38 | 0.17 | 500          |
| 5/16X4-1/2"      | 0.22                       | 5.59                   | 4.58  | 0.51 | 0.82 | 0.38 | 0.56 | 0.44 | 0.19 | 800          |
| 3/8X6"           | 0.29                       | 7.29                   | 6.10  | 0.60 | 0.88 | 0.38 | 0.63 | 0.50 | 0.19 | 1200         |
| 1/2X6"           | 0.70                       | 7.70                   | 6.03  | 0.84 | 1.19 | 0.68 | 0.81 | 0.63 | 0.28 | 2200         |
| 1/2X9"           | 1.03                       | 11.03                  | 9.36  | 0.84 | 1.19 | 0.68 | 0.81 | 0.63 | 0.28 | 2200         |
| 1/2X12"          | 1.27                       | 14.03                  | 12.36 | 0.84 | 1.19 | 0.68 | 0.81 | 0.63 | 0.28 | 2200         |
| 5/8X6"           | 1.11                       | 8.02                   | 6.03  | 1.00 | 1.43 | 0.83 | 1.00 | 0.75 | 0.34 | 3500         |
| 5/8X9"           | 1.59                       | 11.38                  | 9.39  | 1.00 | 1.43 | 0.83 | 1.00 | 0.75 | 0.34 | 3500         |
| 5/8X12"          | 1.96                       | 14.38                  | 12.39 | 1.00 | 1.43 | 0.83 | 1.00 | 0.75 | 0.34 | 3500         |
| 3/4X6"           | 1.50                       | 8.26                   | 6.13  | 1.07 | 1.74 | 0.94 | 1.13 | 0.94 | 0.4  | 5200         |
| 3/4X9"           | 2.17                       | 11.72                  | 9.59  | 1.07 | 1.74 | 0.94 | 1.13 | 0.94 | 0.4  | 5200         |
| 3/4X12"          | 2.66                       | 14.72                  | 12.59 | 1.07 | 1.74 | 0.94 | 1.13 | 0.94 | 0.4  | 5200         |
| 3/4X18"          | 3.63                       | 20.66                  | 18.53 | 1.07 | 1.74 | 0.94 | 1.13 | 0.94 | 0.4  | 5200         |
| 7/8X12"          | 3.61                       | 14.62                  | 12.16 | 1.23 | 2.00 | 1.13 | 1.31 | 1.06 | 0.47 | 7200         |
| 7/8X18"          | 5.27                       | 21.09                  | 18.63 | 1.23 | 2.00 | 1.13 | 1.31 | 1.06 | 0.47 | 7200         |
| 1X6"             | 3.32                       | 9.00                   | 6.18  | 1.41 | 2.45 | 1.25 | 1.50 | 1.25 | 0.6  | 10000        |
| 1X12"            | 5.34                       | 15.00                  | 12.18 | 1.41 | 2.45 | 1.25 | 1.50 | 1.25 | 0.6  | 10000        |
| 1X18"            | 7.35                       | 21.00                  | 18.18 | 1.41 | 2.45 | 1.25 | 1.50 | 1.25 | 0.6  | 10000        |
| 1X24"            | 9.85                       | 27.66                  | 24.84 | 1.41 | 2.45 | 1.25 | 1.50 | 1.25 | 0.6  | 10000        |
| 1-1/4X12"        | 5.72                       | 15.40                  | 12.06 | 1.67 | 2.62 | 1.25 | 1.88 | 1.50 | 0.56 | 15200        |
| 1-1/4X18"        | 7.58                       | 21.40                  | 18.06 | 1.67 | 2.62 | 1.25 | 1.88 | 1.50 | 0.56 | 15200        |
| 1-1/4X24"        | 9.45                       | 27.96                  | 24.62 | 1.67 | 2.62 | 1.25 | 1.88 | 1.50 | 0.56 | 15200        |
| 1-1/2X12"        | 8.01                       | 15.82                  | 12.32 | 1.75 | 2.99 | 1.50 | 2.25 | 1.75 | 0.62 | 21400        |
| 1-1/2X18"        | 10.40                      | 21.82                  | 18.32 | 1.75 | 2.99 | 1.50 | 2.25 | 1.75 | 0.62 | 21400        |
| 1-1/2X24"        | 12.90                      | 28.45                  | 24.94 | 1.75 | 2.99 | 1.50 | 2.25 | 1.75 | 0.62 | 21400        |
| 1-3/4X18"        | 15.70                      | 22.44                  | 18.37 | 2.04 | 3.62 | 1.75 | 2.62 | 2.12 | 0.75 | 28000        |
| 1-3/4X24"        | 19.20                      | 28.44                  | 24.37 | 2.04 | 3.62 | 1.75 | 2.62 | 2.12 | 0.75 | 28000        |
| 2X24"            | 25.80                      | 29.13                  | 24.48 | 2.33 | 4.14 | 2.00 | 3.00 | 2.38 | 0.88 | 37000        |

---

**JIS FRAME TYPE TURNBUCKLE**

Material: mild steel

Finish: Electro galvanized

Size: 6mm-24mm



---

**DIN1480 TURNBUCKLE**

Material: carbon steel

Finish: Electro galvanized

Size: 6mm-30mm



---

**COMMERCIAL MALLEABLE TURNBUCKLE**

Material: malleable steel

Technology: casting

Finish: Electro galvanized

Size: 6mm-24mm



---

**KOREAN TYPE MALLEABLE TURNBUCKLE**

Material: malleable steel

Technology: casting

Finish: Electro galvanized

Size: 3/8"-3/4"

