

SCREW PIN ANCHOR SHACKLE

Material: carbon steel bow with alloy pin

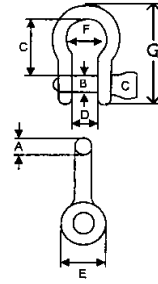
Technology: drop forged

Finish: hot dip galvanized

Design factor: 6:1

Marking: size, WLL, trace code

Size: 3/16"- 2 1/2"



SIZE (Inches)	Approx. Weight (lbs)	Dimensions (Inches)							WLL (tons)
		A	B	C	D	E	F	G	
3/16"	0.06	0.19	0.25	0.88	0.38	0.56	0.60	1.47	1/3
1/4"	0.1	0.25	0.31	1.13	0.47	0.61	0.78	1.84	1/2
5/16"	0.19	0.31	0.38	1.22	0.53	0.75	0.84	2.09	3/4
3/8"	0.31	0.38	0.44	1.44	0.66	0.91	1.03	2.49	1
7/16"	0.38	0.44	0.50	1.69	0.75	1.06	1.16	2.91	1-1/2
1/2"	0.72	0.50	0.63	1.88	0.81	1.19	1.31	3.28	2
5/8"	1.37	0.63	0.75	2.38	1.06	1.50	1.69	4.19	3-1/4
3/4"	2.35	0.75	0.88	2.81	1.25	1.81	2.00	4.97	4-3/4
7/8"	3.62	0.88	1.00	3.31	1.44	2.09	2.28	5.83	6-1/2
1"	5.03	1.00	1.13	3.75	1.69	2.38	2.69	6.56	8-1/2
1-1/8"	7.41	1.16	1.25	4.25	1.81	2.69	2.91	7.47	9-1/2
1-1/4"	9.5	1.29	1.38	4.69	2.03	3.00	3.25	8.25	12
1-3/8"	13.53	1.42	1.50	5.25	2.25	3.31	3.63	9.16	13-1/2
1-1/2"	17.2	1.54	1.63	5.75	2.38	3.63	3.88	10.00	17
1-3/4"	27.72	1.84	2.00	7.00	2.88	4.19	5.00	12.34	25
2"	45	2.08	2.25	7.75	3.25	4.81	5.75	13.68	35
2-1/2"	85.75	2.71	2.75	10.50	4.13	5.69	7.25	17.84	55

SCREW PIN CHAIN SHACKLE

Material: carbon steel bow with alloy pin

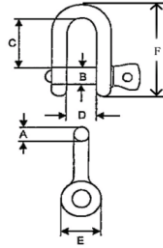
Technology: drop forged

Finish: hot dip galvanized

Design factor: 6:1

Marking: size, WLL, trace code

Size: 1/4"- 2 1/2"



SIZE (Inches)	Approx. Weight (lbs)	Dimensions (Inches)						WLL (tons)
		A	B	C	D	E	F	
1/4"	0.11	0.25	0.31	0.97	0.47	0.62	1.59	1.47
5/16"	0.17	0.31	0.38	1.07	0.53	0.75	1.91	3/4
3/8"	0.28	0.38	0.44	1.28	0.66	0.92	2.31	1
7/16"	0.43	0.44	0.50	1.48	0.75	1.06	2.67	1-1/2
1/2"	0.59	0.50	0.63	1.66	0.81	1.18	3.03	2
5/8"	1.25	0.63	0.75	2.04	1.06	1.50	3.76	3-1/4
3/4"	2.63	0.75	0.88	2.40	1.25	1.81	4.53	4-3/4
7/8"	3.16	0.88	1.00	2.86	1.44	2.10	5.33	6-1/2
1"	4.75	1.00	1.13	3.24	1.69	2.38	5.94	8-1/2
1-1/8"	6.75	1.13	1.25	3.61	1.81	2.69	6.78	9-1/2
1-1/4"	9.06	1.25	1.38	3.97	2.03	3.00	7.50	12
1-3/8"	11.63	1.38	1.50	4.43	2.25	3.31	8.28	13-1/2
1-1/2"	15.95	1.50	1.63	4.87	2.38	3.62	9.05	17
1-3/4"	26.75	1.75	2.00	5.78	2.88	4.19	10.97	25
2"	42.31	2.10	2.25	6.77	3.25	5.00	12.74	35
2-1/2"	71.75	2.63	2.75	8.07	4.12	5.68	14.85	55

SCREW PIN CHAIN SHACKLE

Material: carbon steel bow with alloy pin

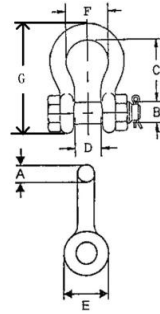
Technology: drop forged

Finish: hot dip galvanized

Design factor: 6:1

Marking: size, WLL, trace code

Size: 3/16" - 4"



SIZE (Inches)	Approx. Weight (lbs)	Dimensions (Inches)							WLL (tons)
		A	B	C	D	E	F	G	
3/16"	0.06	0.19	0.25	0.88	0.38	0.56	0.60	1.47	1/3
1/4"	0.11	0.25	0.31	1.13	0.47	0.61	0.78	1.84	1/2
5/16"	0.22	0.31	0.38	1.22	0.53	0.75	0.84	2.09	3/4
3/8"	0.33	0.38	0.44	1.44	0.66	0.91	1.03	2.49	1
7/16"	0.49	0.44	0.50	1.69	0.75	1.06	1.16	2.91	1-1/2
1/2"	0.79	0.50	0.64	1.88	0.81	1.19	1.31	3.28	2
5/8"	1.68	0.63	0.77	2.38	1.06	1.50	1.69	4.19	3-1/4
3/4"	2.72	0.75	0.89	2.81	1.25	1.81	2.00	4.97	4-3/4
7/8"	3.95	0.88	1.02	3.31	1.44	2.09	2.28	5.83	6-1/2
1"	5.66	1.00	1.15	3.75	1.69	2.38	2.69	6.56	8-1/2
1-1/8"	8.27	1.16	1.25	4.25	1.81	2.69	2.91	7.47	9-1/2
1-1/4"	11.71	1.29	1.40	4.69	2.03	3.00	3.25	8.25	12
1-3/8"	15.83	1.42	1.53	5.25	2.25	3.31	3.63	9.16	13-1/2
1-1/2"	19.00	1.53	1.66	5.75	2.38	3.63	3.88	10.00	17
1-3/4"	33.91	1.84	2.04	7.00	2.88	4.19	5.00	12.34	25
2"	52.25	2.08	2.30	7.75	3.25	4.81	5.75	13.68	35
2-1/2"	98.25	2.71	2.80	10.50	4.13	5.69	7.25	17.90	55
3"	154.00	3.12	3.30	13.00	5.00	6.50	7.88	21.50	85
3-1/2"	265.00	3.62	3.76	14.63	5.25	8.00	9.00	24.88	120
4"	338.00	4.00	4.26	14.50	5.50	9.00	10.00	25.68	150

SCREW PIN CHAIN SHACKLE

Material: carbon steel bow with alloy pin

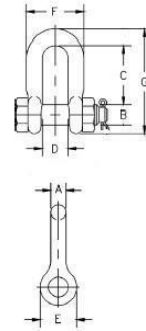
Technology: drop forged

Finish: hot dip galvanized

Design factor: 6:1

Marking: size, WLL, trace code

Size: 1/4" - 3"



SIZE (Inches)	Approx. Weight (lbs)	Dimensions (Inches)							WLL (tons)
		A	B	C	D	E	F	G	
1/4"	0.13	0.25	0.31	0.91	0.47	0.62	0.97	1.47	1/2
5/16"	0.23	0.31	0.38	1.07	0.53	0.75	1.15	1.91	3/4
3/8"	0.33	0.38	0.44	1.28	0.66	0.92	1.42	2.31	1
7/16"	0.49	0.44	0.50	1.48	0.75	1.06	1.63	2.67	1-1/2
1/2"	0.75	0.50	0.64	1.66	0.81	1.18	1.81	3.03	2
5/8"	1.47	0.63	0.77	2.04	1.06	1.50	2.32	3.76	3-1/4
3/4"	2.52	0.75	0.89	2.40	1.25	1.81	2.75	4.53	4-3/4
7/8"	3.85	0.88	1.02	2.86	1.44	2.10	3.20	5.33	6-1/2
1"	5.55	1.00	1.15	3.24	1.69	2.38	3.69	5.94	8-1/2
1-1/8"	7.60	1.13	1.25	3.61	1.81	2.68	4.07	6.78	9-1/2
1-1/4"	10.81	1.25	1.40	3.97	2.03	3.00	4.53	7.50	12
1-3/8"	13.75	1.38	1.53	4.43	2.25	3.31	5.01	8.28	13-1/2
1-1/2"	18.50	1.50	1.66	4.87	2.38	3.62	5.38	9.05	17
1-3/4"	31.40	1.75	2.04	5.82	2.88	4.19	6.38	10.97	25
2"	46.75	2.10	2.30	6.82	3.25	5.00	7.25	12.74	35
2-1/2"	85.00	2.63	2.80	8.07	4.12	5.68	9.38	14.85	55
3"	124.25	3.00	3.25	8.56	5.00	6.50	11.00	16.87	85

COMMERICAL SCREW PIN ANCHOR SHACKLE

Material: mild steel

Finish: Electro galvanized

Size: 3/16" -1"



EUROPEAN TYPE LARGE BOW SHACKLE

Material: mild steel

Finish: Electro galvanized

Size: 5mm-50mm



EUROPEAN TYPE LARGE DEE SHACKLE

Material: mild steel

Finish: Electro galvanized

Size: 5mm-50mm



TRAWLING DEE SHACKLE

Material: mild steel

Finish: Electro galvanized

Size: 8mm-38mm



JIS TYPE BOW SHACKLE

Material: mild steel

Finish: Electro galvanized

Size: 5mm-28mm



JIS TYPE DEE SHACKLE

Material: mild steel

Finish: Electro galvanized

Size: 5mm-28mm

